






Investing for Success

Under this agreement for 2022
Brooweena State School will receive

\$10,325*

This funding will be used to

TARGET	MEASURES
<p>90% of students achieving a C or better in English and Mathematics.</p>	<p><u>Baseline / endpoint</u></p> <ul style="list-style-type: none"> Semester 2 English and Maths A – E data tracking <p><u>Comparison</u></p> <ul style="list-style-type: none"> English and Mathematics %A, %B and %C or better (Data card) Data ladders used for tracking students across terms <p><u>Monitoring</u></p> <ul style="list-style-type: none"> Teacher planning includes evidence of differentiated teaching and learning of writing appropriate to writing demands for each learning area. Records from coaching, observation and feedback activities establish change in teacher practice. Collaborative Assessment of Student Work (CASW) junctures Feedback to students  Case management for identified students  Student assessment  <p style="text-align: right;">meetings folios</p> 
<p>100% teachers attend school and / or cluster level pre and post moderation to develop and use anchor charts for English, Maths, Science, HASS and Technologies.</p>  <p>100% teachers participating in CASW for English</p>	<p><u>Baseline / endpoint</u></p> <ul style="list-style-type: none"> Number of teachers attending pre and post moderation to unpack units of work and attend to the writing demands of English, Science, HASS and Technologies 2021 (baseline) to 2022 (endpoint). Number of teachers attending pre and post moderation for mathematics Number of teachers participating in CASW <p><u>Comparison</u></p> <ul style="list-style-type: none"> Student %A, %B and %C level of achievement data for matched learning areas compared historically (same semester comparison) <p><u>Monitoring</u></p> <ul style="list-style-type: none"> Staff feedback on professional learning Teacher planning documents and reflections.



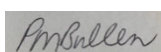
*Funding amount estimated on 2021 data. Actual funding will be determined after 2022 enrolment data are finalised. Actual expenditure may vary due to changes in finalised 2022 enrolment data and student learning needs.

Our initiatives include

INITIATIVE	EVIDENCE BASE
Provide targeted professional development and coaching to enhance teacher knowledge of Australian Curriculum through deepening knowledge of Achievement Standards and curriculum intent through the Pre-Moderation Processes.	<ul style="list-style-type: none"> Sharratt, L 2019, Clarity: What matters most in learning, teaching and leading, Corwin, California, USA. Assessment and Moderation Hub, The State of Queensland (Department of Education and Training) 2016.
Student achievement and engagement data is used to inform collaborative decisions regarding the allocation of resources, reflecting whole school approach to support student learning aligned with the school improvement agenda.	<ul style="list-style-type: none"> Fullan, M & Sharratt, L 2012, Putting Faces on the Data: What Great Leaders Do!, Corwin, California, USA.
Provide targeted professional development and coaching to enhance teacher capability of the Collaborative Assessment of Student Work	<ul style="list-style-type: none"> Sharratt, L 2019, Clarity: What matters most in learning, teaching and leading, Corwin, California, USA.

Our school will improve student outcomes by

ACTIONS	COSTS
Small Schools Cluster English pre moderation processes School other learning areas pre moderation processes	TRS: \$7,760 \$625
Regional Curriculum Roadshows.	\$1,940
Curriculum leaders support teaching staff to implement units of work through modelling, co-teaching, observation and feedback processes – Administration support.	\$0
Case management and Collaborative Assessment of Student Work meetings to cater for identified students.	\$0



Peta Bullen
Principal
Brooweena State School



Michael De'Ath
Director-General
Department of Education



**Queensland
Government**